




MetaBaran.com


# نمونه پاورپوینت "آموزش گرامر انگلیسی به کودکان"

این نمونه پاورپوینت برای آموزش گرامر زبان انگلیسی به کودکان توسط سایت **MetaBaran** طراحی شده است. این قالب برای معلمان زبان انگلیسی، مربیان مهد کودک و پیش دبستانی و والدین قابل استفاده است. به منظور **ویرایش و شخصی سازی** این قالب، **فایل راهنمای ویرایش قالب** را که به همراه محصول دانلود کرده‌اید، مطالعه بفرمائید. پس از اتمام ویرایش قالب، این اسلاید را حذف کنید.

|   |                    |
|---|--------------------|
| فونت‌های استفاده شده: Patrick Hand  | <b>فونت‌ها</b>     |
| برای مشاهده صحیح این قالب در پاورپوینت فونت‌هایی که استفاده کردیم را نصب کنید. فونت‌ها در داخل پوشه Font است که به همراه محصول دانلود کرده‌اید. همچنین به راحتی می‌توانید از فونت مورد دلخواه خود استفاده کنید. |                    |
| این قالب شامل ۲۴ اسلاید نمونه برای آموزش گرامر انگلیسی به کودکان است.   | <b>اسلایدها</b>    |
| رنگ این قالب به انتخاب شما قابل تغییر است.  | <b>تم و رنگ</b>    |
| در طراحی این قالب از تصاویر کارتونی کودکان استفاده شده است که می‌توانید آنها را تغییر دهید.   | <b>وکتورها</b>     |
| آخرین اسلاید این قالب، فرصتی برای قدردانی از مخاطبان است.   | <b>اسلاید تشکر</b> |



# Teaching English



## grammar to children

B



C



Enter your description.



Teacher's name

A



# TABLE OF CONTENTS

01

## CAPITALIZATION RULES

Here you could describe  
the topic of this section

02

## COMMA RULES

Here you could describe  
the topic of this section

03



## SPELLING WITH SUFFIXES

Here you could describe  
the topic of this section

04

## DIALOGUE RULES REFERENCE

Here you could describe  
the topic of this section




01

# CAPITALIZATION RULES

You could enter a subtitle here if you need it





# CAPITALIZATION RULES

## #3. DAYS / MONTHS / HOLIDAYS

Enter your text in this field.

## #2. PROPER NOUNS

Enter your text in this field.

## #1. FIRST WORD OF A SENTENCE

Enter your text in this field.

## #6. ONLY SOMETIMES

Enter your text in this field.


## #5. TITLES OF WORKS

Enter your text in this field.

## #4. PLACES OF THE WORLD

Enter your text in this field.

# #1. CAPITALIZE THE FIRST WORD OF EVERY SENTENCE!



DOGS ARE SAID TO BE MAN'S BEST FRIEND



Dogs are said to be man's best friend

Here you could write your exercise

---

---

---



# COMMA RULES

You can write the comma rules here:

- Compound sentence
- Series
- Dialog
- Direct address
- Introductory phrase
- Transition words



## #2. CAPITALIZE THE NAME OF A SPECIFIC PERSON, OR THING

BRANDON WENT TO TOMBALL MEMORIAL  
HOSPITAL AFTER HE BROKE HIS LEG

↓                      ↓                      ↓                      ↓  
Brandon went to Tomball Memorial Hospital after he  
broke his leg

Here you could write your exercise

---

---

---

JENNA AND JOE TOOK THEIR DOG BAILEY  
FOR A WALK AT THE CENTRAL PARK

↓                      ↓                                      ↓  
Jenna and Joe took their dog Bailey for a walk at the  
Central Park  
↑                      ↑

Here you could write your exercise

---

---

---



# #3. CAPITALIZE THE DAYS OF THE WEEK AND MONTHS OF THE YEAR

## HOLIDAYS GET CAPITALIZED TOO!

VALENTINE'S DAY IS ON FEBRUARY 14 EACH YEAR




Valentine's Day is on February 14 each year

Here you could write your exercise

---

---

---



# #4. CAPITALIZE PLACES INCLUDING ADDRESSES, CITIES, STATES, COUNTRIES, AND CONTINENTS

CAPITALIZE ABBREVIATIONS OF THESE PLACES TOO!

I LIVE ON MAIN STREET IN HOUSTON, TEXAS. TEXAS IS A STATE IN THE UNITED STATES OF AMERICA



I live on Main Street in Houston, Texas. Texas is a state in the United States of America



Here you could write your exercise

---

---

---



# #5. CAPITALIZE THE TITLES OF WRITTEN OR PERFORMED WORKS LIKE BOOKS OR MOVIES

TITLES OF ARTISTIC WORKS ALSO GET CAPITALIZED!

CLOUDY WITH A CHANCE OF MEATBALLS IS A BOOK  
THAT WAS LATER MADE INTO A MOVIE



Cloudy with a Chance of Meatballs is a book that was later made into a movie

Here you could write your exercise

---

---



---



## #6. MANY WORDS ONLY GET CAPITALIZED DEPENDING ON HOW THEY ARE IN THE SENTENCE

| CAPITALIZE THIS...                         | ONLY IF...   |
|--|--|
| north, south, east, west                   | ...you use it as a specific place and not a direction                      |
| mom, dad, aunt, grandma, etc.              | ...you can replace the word with the relative's name and still makes sense |
| mountain, desert, river, ocean, etc.       | ...it is a part of its actual name, such as Mojave Desert                  |
| earth                                      | ...you're talking about the planet Earth                                   |
| college, school, library, university, etc. | ...you use it with the actual name, such as Hassler Elementary School      |





02

# COMMA RULES

You could enter a subtitle here if you need it



# #1. USE A COMMA BEFORE A CONJUNCTION WHEN COMBINING TWO COMPLETE SENTENCES

I NEED TO GO TO THE GROCERY, AND MY SISTER  
NEEDS TO GO TO THE LIBRARY


{I need to go to the grocery}, {and my sister needs to go  
to the library}

Here you could write your exercise

---

---

---



## #2. USE COMMAS TO SEPARATE THREE OR MORE WORDS OR PHRASES

I NEED TO FINISH MY HOMEWORK, TAKE OUT THE DOG, AND HELP MOM WITH THE DISHES

{I need to finish my homework}, {take out the dog}, {and help Mom with the dishes}

Here you could write your exercise



### #3. IN DIALOG, USE A COMMA TO SEPARATE THE NARRATOR FROM THE SPEAKER

"I WANT TO STUDY MEDICINE WHEN I GROW UP," MARIA  
DECLARED.  
DEREK RESPONDED, "YOU DO?"


"{I want to study medicine when i grow up}," {Maria declared.}  
{Derek responded}, "{You do?}"

Here you could write your exercise

---

---

---





## #4. USE A COMMA (OR TWO) WHEN YOU DIRECTLY MENTION A PERSON

JULIA, PLEASE HAND ME THAT BOX OF CRAYONS. WILL YOU, JOHN, HAND ME THE PENCILS?

↓  
{Julia}, please hand me that box of crayons.  
Will You, {John}, hand me the pencils?

↑  
Here you could write your exercise

---

---

---



# #5. USE A COMMA TO SEPARATE AN INTRODUCTORY PHRASE FROM THE SENTENCE



AFTER THE BIG GAME, THE BASEBALL TEAM  
CELEBRATED THEIR WIN



{After the big game}, {the baseball team celebrated their win}

Here you could write your exercise





04

# DIALOGUE RULES REFERENCE

You could enter a subtitle here if you need it



# DIALOGUE RULES REFERENCE

## #1. QUOTATION MARKS

Mercury is the closest planet to the Sun

## #3. ? AND ! IN QUOTATION MARKS


Despite being red, Mars is a cold place

## #2. COMMAS IN QUOTATION MARKS

Venus has a beautiful name, but it's hot

## #4. EXAMPLES

It's the farthest planet from the Sun



# #1. USE QUOTATION MARKS AROUND THE WORDS THAT SOMEONE IS ACTUALLY SAYING

"THIS IS SO MUCH FUN!," SAID JENNA




"This is so much fun!," said Jenna

Here you could write your exercise

---

---

---



## #2. COMMAS ARE USED TO SEPARATE THE SPEAKER FROM THE NARRATOR

"THIS IS MY FAVORITE TOY," SAID SALLY.  
CHARLES RESPONDED, "I PREFER MY TOY CAR!"


↓  
"This is my favorite toy," said Sally.  
Charles responded, "It's so cute!"

↑  
Here you could write your exercise

---

---

---



### #3. YOU CAN REPLACE A COMMA WITH A QUESTION MARK OR AN EXCLAMATION POINT

"WHAT ARE YOU DOING?" ASKED MOM.  
JACKSON LOOKED UP, "HAVING FUN!" HE SAID



"What are you doing?" asked Mom.  
Jackson looked up, "having fun!" he said





Here you could write your exercise





# #4. EXAMPLES

N = NARRATOR S = SPEAKER

| STRUCTURE | EXAMPLE  |
|-----------|--|
| S         | "I like the summer."   |
| S - N     | "I like the summer," said Maria.   |
| N - S     | Maria said, "I like the summer."   |
| S - N - S | I really like summer," Maria said and then added, "because it's time to swim!" |








# THANKS!

---

In this section, write a text to thank your audience.



# متاباران: گامی نو در ارائه محتوای جذاب و بصری



قالب‌های پاورپوینت آماده

قالب‌های پاورپوینت آموزشی

قالب‌های پاورپوینت اینفوگرافیک

MetaBaran.com